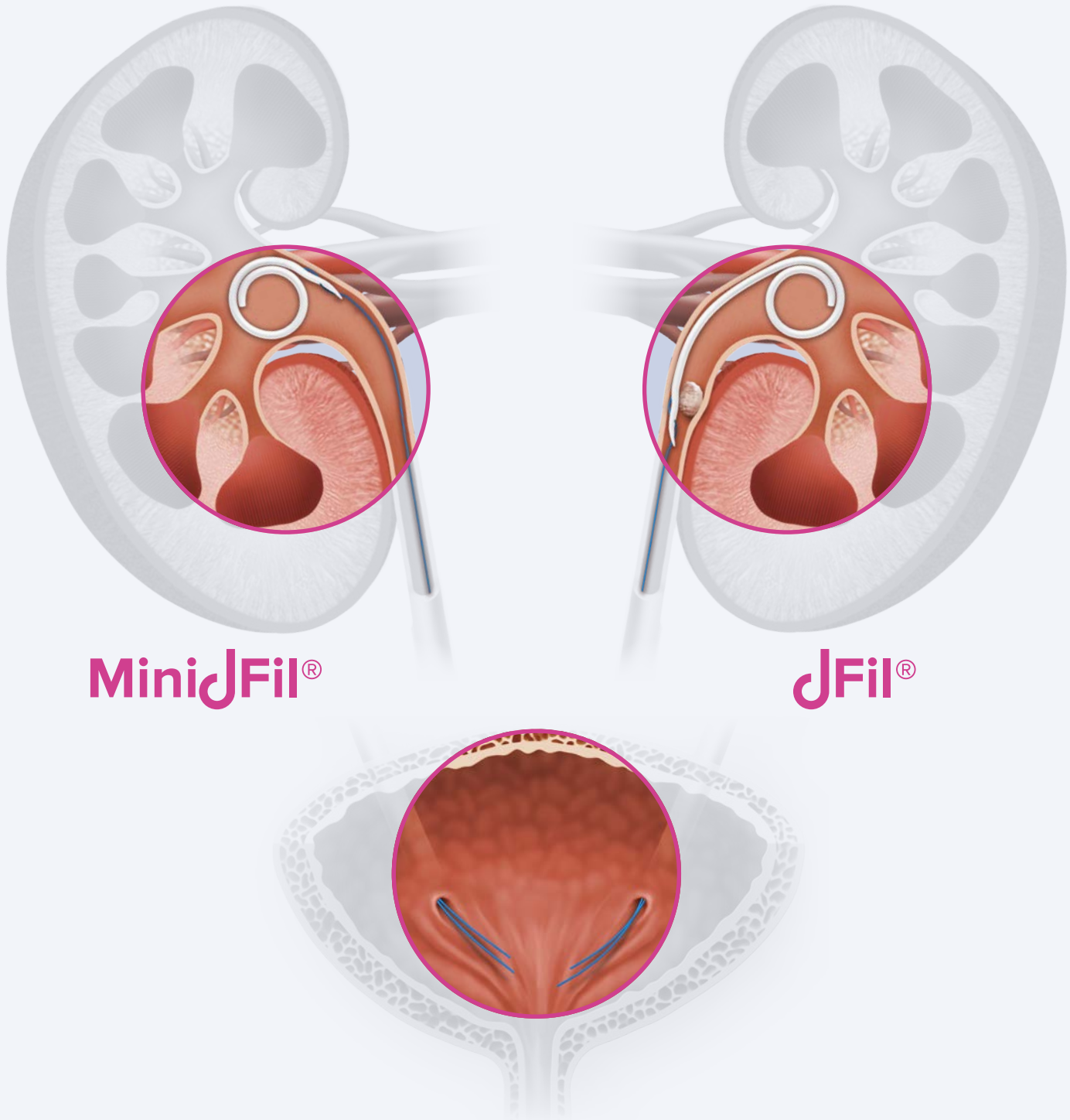


# JFil<sup>®</sup> & MiniJFil<sup>®</sup>

New Generation Stent with No Bladder Loop



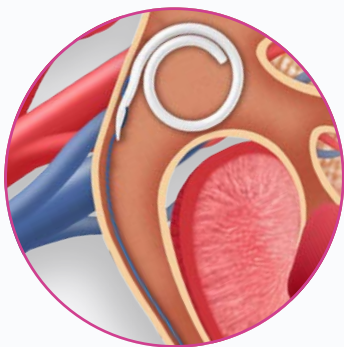
⇒ ⇒ ⇒ ENDO-UROLOGY



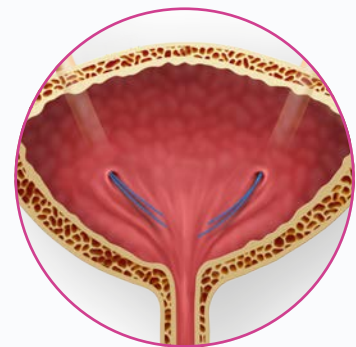
### Indications:



	Indwelling Time	Pre Operatory Dilatation	Stone Obstructive UPJ	Stone Non Obstructive
<b>JFil®</b>	Up to 30 > 180 days	✓	✓	✓
<b>MiniJFil®</b>	Up to 30 > 180 days	✓	✗	✓



- ➔ Decreases urinary symptoms and pain
- ➔ Less Edema
- ➔ Less Frequency
- ➔ Less Urgency
- ➔ Less Dysuria
- ➔ Excellent dilation of the ureter by sutures



### Studies:

Changing the double pigtail stent by a new suture stent to improve patient quality of life. A prospective study.  
B. Vogt et al. World Journal of Urology 2015, 33(8):1061-8.

MiniJFil®: A new safe and effective stent for a well-tolerated repeated extracorporeal shockwave lithotripsy or ureteroscopy for medium- to large-sized kidney stones?  
B. Vogt et al. Nephro-Urology Monthly 2016, 13;8(5):e40788.

Advances in ureteral stent development.  
B.H. Chew et al. Current Opinion in Urology 2016, 26(3):277-82.

Prevention and treatment of symptoms associated with indwelling ureteral stents: A systematic review.  
P. Betschart et al. International Journal of Urology 2017, 24(4):250-9.

Ureteral stents in urolithiasis.  
M. Beysens et al. Asian Journal of Urology 2018, 5(4):274-86.

### Ordering Informations:

Product Code	Description	Size (Fr)	Working Length (mm)	Ø (mm)
ROJV0708ST	<b>JFil</b> / PU ureteral stent with No Bladder loop	7	80	20
ROJV0713ST	<b>JFil</b> / PU ureteral stent with No Bladder loop	7	130	20
ROJV0500ST	<b>MiniJFil</b> / PU ureteral stent with no Bladder loop	4,8	-	20

For more information visit [www.rocamed.com](http://www.rocamed.com)